

Already widely tested round the world, the LS-LX-RX ranges have resistant sections and connectors and are fitted with bearings running in grease.



RELIABILITY OF THE MECHANISMS

LS-LX-RX

- No maintenance bearings
- Rotating tack fitting and sail feeder (LX & RX)
- Large and widely tested around the world range of sections
- Strong connexions & sections
- Easy installation (thanks to the telescopic section)
- 360° adjustable furling line



Sail feeder

Body in Stainless steel (except SX53 & R34 models see P23) velcro attachment + integrated holding pin



DRUM & SWIVEL

Bearing box

(Steel bearings running in grease)

Linear rotation

This bearing box takes the axial loads (halyard tension) and lateral loads (outhaul tension)

Anodization

(30 microns) protects parts against impacts and abrasion



Halyard deflector wheel

(see page 22)

High load Swivel

(waterproof)

Strong sections and connections

Torx® screws for an easy fitting and further dismantling (see p.24)



Bottom telescopic section

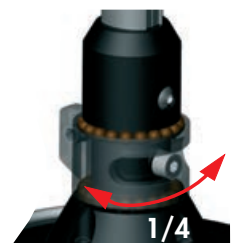
enables to adjust foil section length, no cutting (see p. 24)

Internal turnbuckle fitting

provides space inside for the turnbuckle (see page10)

Rotating tack fitting (LX & RX)

Fitted with Torlon® balls : this system takes up automatically the sail fullness when furling.



Synthetic insulation

to prevent electrolysis

360° adjustable furling line

For an optimal running of the furling line





LX200

You will find within the three ranges of headsail furling and reefing systems (LS-LX-RX), the Facnor product adapted to your needs either cruising, ocean navigation or racing.

“CRUISING” RANGE LS&LX

LS / LX cruising programm : the LX range corresponds to an "upgraded" range featuring a removable drum, a rotating tack fitting.

Features	Ranges		
	LS	LX	RX
Removable drum		■	■
Classic drum	■		
Stainless steel feeder "SX"	■	■	
Stainless steel feeder "R"			■
Aluminium feeder	SX53 & R34		
Rotating tack fitting		■	■
Fixed tack fitting	■		
Round sections	■	■	
Elliptical sections			■

Model	LS 60	LS 70	LS 100	LS 130	LS 165	LS180	LS 200	LS290	LS330
	LX 60	LX 70	LX 100	LX 130	LX 165	LX 180	LX 200	LX290	LX330
Boat length (meters & feet)	5,5 ↓ 7 m	6,5 ↓ 8 m	7,5 ↓ 9 m	8 ↓ 11 m	9 ↓ 12 m	10 ↓ 13 m	11,5 ↓ 14 m	13 ↓ 18 m	15 ↓ 28 m
	20' ↓ 23'	21' ↓ 28	24' ↓ 29'	26' ↓ 36'	29' ↓ 40'	40' ↓ 43'	38' ↓ 45'	43' ↓ 60'	50' ↓ 90'
	max.	5	5	6	6-7*	8-10*	8-10*	10-12*	12-14*
forestay ø (mm & inch)	5/32"	5/32"	1/4"	1/4" 9/32" *	5/16" 3/8" *	5/16" 3/8" *	3/8" 1/2" *	1/2" 9/16" *	9/16" 3/4" *
Section	SX 25	SX 25	SX 33	SX 33	SX 39	SX 39	SX 47	SX 47	SX 53
Weight (g/m)	577	577	658	658	914	914	1095	1095	1413
Halyard swivel	C 25	C 25	C 33	C 33	C 39	C 39	C 47	C 47	C 600
Options	link plates / turnbuckle								

*necessary to have removable eye or turnbuckle



Removable drum : system used as a simple head foil

Just a few minutes are needed to change the furling system into a twin groove head foil ready for racing.

«RACING» RX RANGE- REMOVABLE DRUM

RX racing/cruising programm : The aerodynamic sections (see p. 22), the rotating tack fitting and the removable drum plates make the RXs well adapted for racing.



Model	RX 70	RX 100	RX 130	RX 165	RX 220	RX260	RX300
Boat length (meters & feet)	6,5 ↓ 8 m	7,5 ↓ 8,5 m	8 ↓ 9,5 m	9 ↓ 11,5 m	10 ↓ 12,5 m	11,5 ↓ 15 m	13 ↓ 18 m
	21' ↓ 24'	24' ↓ 29'	28' ↓ 30'	29' ↓ 37'	32' ↓ 42'	37' ↓ 49'	42' ↓ 60'
	max.	5	6	6 or 7	8	8 or 10	10
forestay ø (mm & inch)	5/32"	1/4"	1/4" or 9/32"	5/16"	5/16" or 3/8"	3/8"	1/2"
Necessary to have removable eye or turnbuckle							
Section:	R 14	R 14	R 14	R 24	R 26	R 26	R 34
Weight (g /m)	451	451	451	555	641	641	991
Halyard swivel	C 14	C 14	C 14	C 24	C 26	C 26	C 34
Options	link plates / turnbuckle						

1. Unscrew and remove the furling line guide



1

2.Remove the half plates



2

3.Fit the two half protection rings



3

4. Once the half plates are removed, a racing Genoa can be hoisted using the twin groove head foil

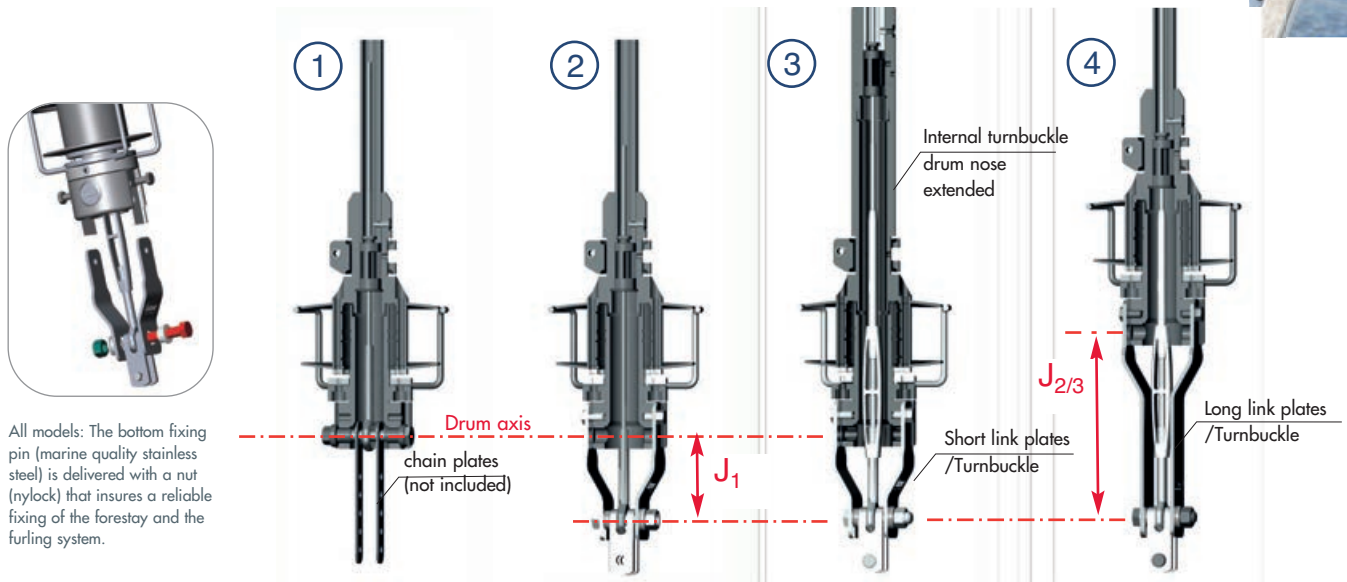


4



4 POSSIBLE TYPES OF INSTALLATION

The drum fixation depends on the bottom forestay terminal fitted on your boat :



All models: The bottom fixing pin (marine quality stainless steel) is delivered with a nut (nylock) that insures a reliable fixing of the forestay and the furling system.

Bottom forestay terminal	Eye + chain plates	Eye + jaw toggle	Turnbuckle + double jaw toggle	Turnbuckle + double jaw toggle
Type of installation	① Standard	② with short link plates	③ with internal turnbuckle & short link plates	④ with long link plates

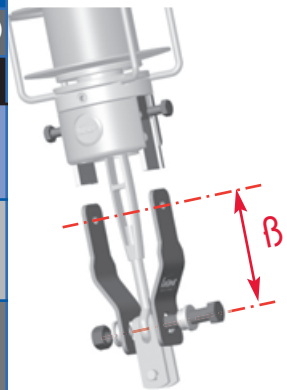
LINK PLATE KITS & INTERNAL TURNBUCKLE FITTINGS

Short link plates option pict ② ③: bent stainless steel plate 4 or 5 mm thick. Pin to pin = 100 ou 150 mm

Long link plates option pict ④: bent stainless steel plate 4 or 5 or 6 mm thick. Pin to pin = 200 ou 250 mm

Extra-long link plates option (only for biggest models, see table below) : bent stainless steel plate 6 mm thick. Pin to pin = 350 mm.

Plates Option	LS 60	LS 70	LS 100	LS 130	LS 165	LS180	LS 200	LS290	LS330
	LX 60	LX 70	LX 100	LX 130	LX 165	LX 180	LX 200	LX290	LX330
	-	RX 70	RX 100	RX 130	RX 165	RX 220	RX260	RX300	-
Short link plates option - Pin to pin β Thickness (mm) + Height J1 / Standard (mm)		lgth 100 thk 4 + 82			lgth 150 thk 4 + 128		lgth 150 thk 5 + 126		
Long link plates option - Pin to pin β Thickness (mm) + Height J 2-3 / Standard (mm)		lgth 200 thk 4 + 182			lgth 250 thk 5 + 228		lgth 250 thk 6 + 226		
Extra-long link plates - Pin to pin β Thickness (mm) + Height J 2-3 / Standard (mm)	-	-	-	-	-	-	lgth 350 thk 6 + 326		



Internal turnbuckle option fig. ④ : With the internal turnbuckle fitting, the turnbuckle can be positioned inside the drum and be easily adjusted. 5 models available

Internal turnbuckle option	LS 60	LS 70	LS 100	LS 130	LS 165	LS180	LS 200	LS290	LS330
	LX 60	LX 70	LX 100	LX 130	LX 165	LX 180	LX 200	LX290	LX330
LS & LX Internal turnbuckle fitting ø inner dimension & lgth (mm)	ø 28 lgth 256	ø 34 lgth 279		ø 42 lgth 315		ø 50 lgth 432		ø 64 lgth 546	
RX Internal turnbuckle fitting ø inner dimension & lgth (mm)	-	ø 28 lgth 256		ø 34 lgth 279		ø 42 lgth 315		ø 50 lgth 432	





Greasing screws :

When assembling and servicing during the winter your furling gear, put grease on the screws situated at the bottom telescopic section and the top of the drum link plates. This will simplify the dismantling or turnbuckle access if necessary.

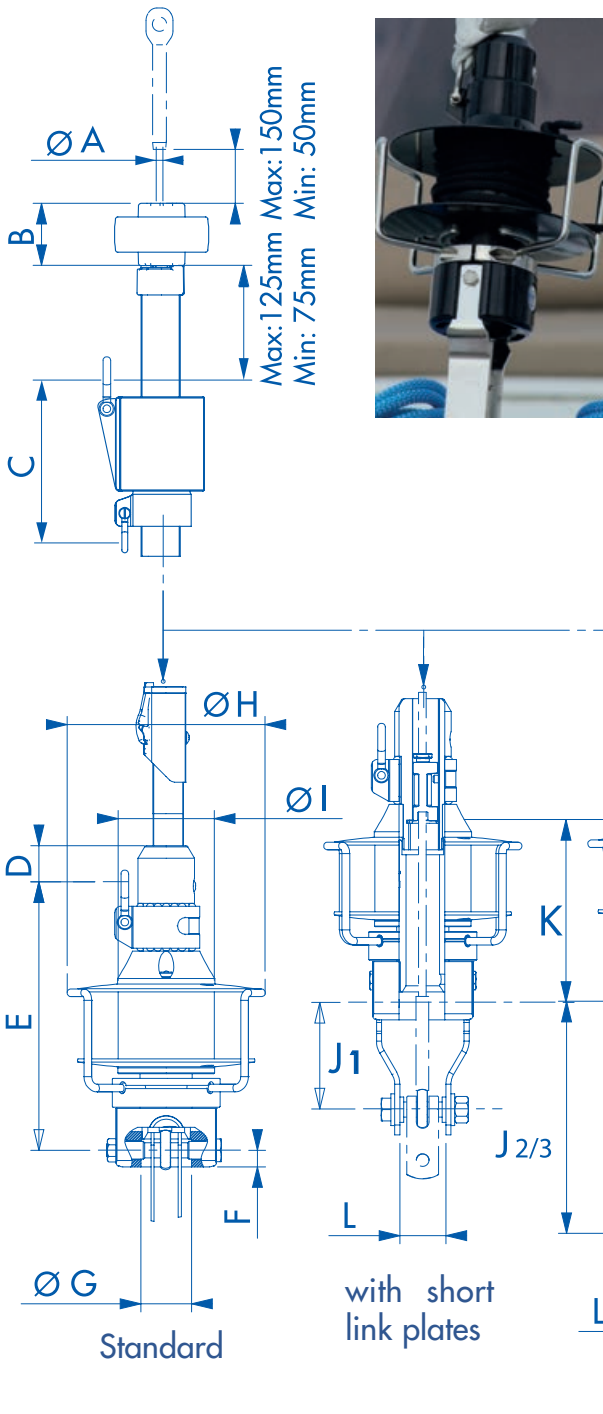


Reminder : no need to cut the forestay when installing Facnor furling system (see page 24).

Rinsing the drum/swivel : The LS-LX-RX furling systems do not require any specific maintenance except from regular cleaning with fresh water. This will remove salt deposits, source of corrosion.

LS-LX-RX DIMENSIONS

Measurements (mm)	LS-LX 60	LS-LX 70	LS-LX 100	LS-LX 130	LS-LX 165	LS-LX 180	LS-LX 200	LS-LX 290	LS-LX 330
		RX 70	RX 100	RX 130	RX 165	RX 220	RX 260	RX 300	
B	53	53	53	53	53	53	53	53	53
C LS-LX	152	152	160	160	174	174	226	226	235
C RX	-	160	160	160	160	174	174	226	-
D	34	34	29	29	16	16	28	28	38
E	207	207	225	225	241	241	278	278	306
F	13	13	12,5	12,5	18	18	20	20	20
G	40	40	48	48	56	56	78	78	78
H	146	157	171	191	210	225	246	276	320
I	76	76	84	84	95	95	124	124	124
J	(See page 10)								
K	142	142	156	156	173	173	202	202	219
L	26	26	32	32	41	41	61	61	61
M	331	331	367	367	419	419	551	551	687
N	429	429	465	465	513	513	656	656	812
ø P	28	28	34	34	42	42	50	50	63



Note: The specifications are subject to change without notice, please refer to your "pro support" on the extranet Facnor (reserved for dealers) for more information or discounted technical support www.facnor.com

with internal turnbuckle option & short link plates